



Club Health Assessment for District 5M 10 through January 2026

			Status	Membership					Reports					Finance		LCIF
Club Number	Club Name	Charter Date	Times in Status Quo in Past 2 Years	Current Member Count **	YTD Members Added	YTD Members Dropped	YTD Net Growth% ***	Member Count 1 Year Ago	Dropped Members Avg.Length of Service	Months Since Membership Update	Current Officers Reported ****	Current President Repeated Term	VP Reported *****	Last Date Reported Service (mm/yyyy)	Account Balance	YTD Donations
Clubs more than two years old																
2875	ATIKOKAN	12/14/1953	Active	23	2	0	9.52%	22		0	Y	3	N	12/2025		\$2,485.87
	Exc Award (06/30/2019, 06/30/2023)															
3125	DRYDEN	03/23/1953	Active(1)	19	1	1	0.00%	18	47	3	Y	2		05/2025		\$256.83
	Exc Award (06/30/2023)															
53070	DRYDEN TRILLIUM	05/11/1992	Active	43	0	0	0.00%	46		7	Y		N	01/2026		\$503.60
	Exc Award (06/30/2016, 06/30/2018, 06/30/2022, 06/30/2023)															
3126	EAR FALLS	05/27/1970	Active	10	1	0	11.11%	8		3	Y		N	12/2025		\$70.97
	Exc Award (06/30/2017, 06/30/2019)															
2876	FORT FRANCES	04/06/1964	Active(1)	10	0	0	0.00%	10		2	N	None		01/2025		
	Exc Award (06/30/2016, 06/30/2017)															
77757	FORT FRANCES VOYAGEUR	11/12/2003	Active	9	1	4	-25.00%	14	5	0	N	8	N	07/2024		
	Exc Award (06/30/2017, 06/30/2019, 06/30/2020, 06/30/2022)															
2877	IGNACE	03/06/1973	Active(1)	14	0	0	0.00%	14		7	Y	8		01/2025		
	Exc Award (06/30/2016, 06/30/2017)															
3127	KENORA LAKE OF THE WOODS	08/31/1948	Active	11	0	0	0.00%	11		18	Y		N	05/2025		\$635.78
	Exc Award (06/30/2016, 06/30/2023)															
2881	MARATHON	10/19/1959	Active	2	0	0	0.00%	2		20	N	None		01/2025		
143279	Northwestern Ontario Cyber	10/26/2020	Active(1)	95	16	1	18.75%	74	0	1	N			06/2025	90+ Days	\$1,682.73
	Exc Award (06/30/2022)															
38893	PICKLE LAKE	09/22/1980	Active(1)	7	0	0	0.00%	7		14	N	None		03/2025		
	Exc Award (06/30/2019)															
3128	RED LAKE	09/28/1959	Active	19	0	1	-5.00%	19	1	0	Y		N	01/2025		
	Exc Award (06/30/2016)															
3129	SIOUX LOOKOUT	10/06/1959	Active	18	2	0	12.50%	17		4	Y	2	R	01/2026		\$367.10
2884	THUNDER BAY METRO	05/17/1973	Active	19	1	3	-9.52%	20	20	0	N	None	N	10/2025		\$122.07
	Exc Award (06/30/2020)															
3130	VERMILION BAY	10/12/1959	Active	42	5	0	13.51%	37		1	Y		R	01/2026		\$198.18
	Exc Award (06/30/2016, 06/30/2019, 06/30/2020, 06/30/2025)															



Club Health Assessment for District 5M 10 through January 2026

INTERNATIONAL

						Status		Membership					Reports				Finance		LCIF
Club Number	Club Name	Charter Date				Times in Status Quo in Past 2 Years	Current Member Count **	YTD Members Added	YTD Members Dropped	YTD Net Growth***	Member Count 1 Year Ago	Dropped Members Avg.Length of Service	Months Since Membership Update	Current Officers Reported ****	Current President Repeated Term	VP Reported *****	Last Date Reported Service (mm/yyyy)	Account Balance	YTD Donations
140021	WEST RAINY RIVER DISTRICT Exc Award (06/30/2020)	10/17/2019				Active	23	0	0	0.00%	30		3	Y	7	R	11/2025		
Current Total Clubs Count	YTD New Clubs Count	YTD Cancelled Clubs Count	YTD Net Club Gain	Current Total Members Count	YTD Add	YTD Drop	YTD Net Growth %	Member Count 12 Months Ago	Average Member Count Per Club	% of Clubs with less than 20 members	% No Officer Report in 12 Months	% of Clubs with balance 90+ days	Number of Clubs in Status Quo	% Status Quo Clubs in Financial Suspension	Number of Cancelled Clubs	Average Cancelled Club Age	Members Lost Due to Cancellation	% of Clubs Cancelled for Non-Financial Reasons	
16	0	0	0	364	29	10	19	5.51%	349	23	69%	13%	6%	0	0%	0	0	0	

* - P - Priority Club. Cancellation Reasons: 1-Objectives/conduct, 2-Non-active club, 5-Non-existing club, 6-Disbanding, 7-Merger, 8-Financial Suspension, 9-District/Multiple District Dues.

** Red denotes below 15 active members.

*** Red denotes 20% + loss.

**** Y - all 3 (President, Secretary, Treasurer) club officers reported, N - not all 3 reported.

***** Abbreviation: N-New, IP-Immediate Past, R-Repeat.



Club Health Assessment for District 5M 11 through January 2026

			Status	Membership						Reports				Finance		LCIF
Club Number	Club Name	Charter Date	Times in Status Quo in Past 2 Years	Current Member Count **	YTD Members Added	YTD Members Dropped	YTD Net Growth% ***	Member Count 1 Year Ago	Dropped Members Avg.Length of Service	Months Since Membership Update	Current Officers Reported ****	Current President Repeated Term	VP Reported *****	Last Date Reported Service (mm/yyyy)	Account Balance	YTD Donations
Clubs less than two years old																
186778	Sage Creek & Area	07/13/2025	Active	18	22	4	100.00%	0	3	2	Y		N			\$267.35
158039	Winnipeg River Area	04/26/2024	Active	23	2	0	9.52%	25		6	Y		N	05/2025		
Clubs more than two years old																
3084	BEAUSEJOUR	09/28/1948	Active	15	3	0	25.00%	15		4	Y	3	R	09/2025	90+ Days	\$36.61
Exc Award (06/30/2016, 06/30/2024)																
3094	EAST KILDONAN	09/10/1953	Active	6	0	1	-14.29%	7	34	1	Y	3	N	02/2025		
58280	EAST ST PAUL	05/13/1996	Active	19	0	0	0.00%	19		0	Y		IP	01/2025		
44168	GRUNTHAL	07/01/1984	Active	16	2	1	6.67%	13	14	2	Y	6	N	10/2025		\$5,275.94
3100	LAC DU BONNET	02/07/1963	Active	21	0	0	0.00%	22		5	Y	3	N	01/2026		\$14.62
Exc Award (06/30/2023, 06/30/2025)																
3107	PINAWA	10/21/1964	Active	9	0	1	-10.00%	12	1	3	Y		N	12/2025		
3113	RIVERSIDE	03/29/1949	Active	26	1	21	-43.48%	53	8	2	N		N	08/2019		
36964	SELKIRK & DISTRICT	04/30/1979	Active	12	2	1	9.09%	11	46	1	Y	3	N	07/2025		
122310	Ste. Anne	05/23/2014	Active	25	2	1	4.17%	25	3	0	Y	2	N	01/2026		
Exc Award (06/30/2016, 06/30/2017)																
109167	WEST ST PAUL	09/02/2010	Active	14	0	0	0.00%	15		5	Y	4	R	10/2025		
Exc Award (06/30/2021)																
43137	WHITEMOUTH & DISTRICT	11/11/1983	Active	20	2	1	5.26%	22	1	2	Y			12/2025		
Exc Award (06/30/2022, 06/30/2023)																
3124	WINNIPEG	12/15/1921	Active	18	0	0	0.00%	16		7	Y	2		01/2025		
47808	WINNIPEG BEACH	10/30/1987	Active	29	3	2	3.57%	28	5	0	Y		N	01/2026		
DUNNOTTAR LAKESIDE																
44169	WINNIPEG SOUTH	07/01/1984	Active(2)	12	2	1	9.09%	10	58	4	Y	2	R	09/2025	\$146.44	
53615	WINNIPEG TRANSCONA	08/28/1992	Active	16	0	0	0.00%	16		4	N	9		10/2025		
29356	WINNIPEG WEST	05/29/1974	Active	7	0	3	-30.00%	10	18	0	Y	5		06/2025		
Exc Award (06/30/2017, 06/30/2019)																



Club Health Assessment for District 5M 11 through January 2026

						Status		Membership					Reports				Finance		LCIF
						Times in Status Quo in Past 2 Years		Current Member Count **	YTD Members Added	YTD Members Dropped	YTD Net Growth***	Member Count 1 Year Ago	Dropped Members Avg.Length of Service	Months Since Membership Update	Current Officers Reported ****	Current President Repeated Term	VP Reported *****	Last Date Reported Service (mm/yyyy)	Account Balance
Club Number	Club Name		Charter Date																
Current Total Clubs Count	YTD New Clubs Count	YTD Cancelled Clubs Count	YTD Net Club Gain	Current Total Members Count	YTD Add	YTD Drop	YTD Net Growth	Member Count 12 Months Ago	Average Member Count Per Club	% of Clubs with less than 20 members	% No Officer Report in 12 Months	% of Clubs with balance 90+ days	Number of Clubs in Status Quo	% Status Quo Clubs in Financial Suspension	Number of Cancelled Clubs	Average Cancelled Club Age	Members Lost Due to Cancellation	% of Clubs Cancelled for Non-Financial Reasons	
18	1	0	1	306	41	37	4	1.32%	319	17	67%	0%	6%	0	0%	0	0	0	0%

* - P - Priority Club. Cancellation Reasons: 1-Objectives/conduct, 2-Non-active club, 5-Non-existing club, 6-Disbanding, 7-Merger, 8-Financial Suspension, 9-District/Multiple District Dues.

** Red denotes below 15 active members.

*** Red denotes 20% + loss.

**** Y - all 3 (President, Secretary, Treasurer) club officers reported, N - not all 3 reported.

***** Abbreviation: N-New, IP-Immediate Past, R-Repeat.



Club Health Assessment for District 5M 13 through January 2026

			Status	Membership						Reports				Finance	LCIF	
Club Number	Club Name	Charter Date	Times in Status Quo in Past 2 Years	Current Member Count **	YTD Members Added	YTD Members Dropped	YTD Net Growth% ***	Member Count 1 Year Ago	Dropped Members Avg.Length of Service	Months Since Membership Update	Current Officers Reported ****	Current President Repeated Term	VP Reported *****	Last Date Reported Service (mm/yyyy)	Account Balance	YTD Donations
Clubs more than two years old																
41950	AUSTIN & AREA	10/29/1982	Active	16	0	2	-11.11%	13	32	0	Y	2		01/2026		
46229	BINSCARTH & DISTRICT L C	05/30/1986	Active	18	0	2	-10.00%	21	2	0	Y		N	01/2026		
3085	BIRTLE	04/15/1959	Active	25	0	2	-7.41%	27	7	4	Y		N	01/2026		\$101.11
Exc Award (06/30/2023)																
3086	BOISSEVAIN	11/16/1956	Active	29	0	1	-3.33%	24	61	3	Y	5		02/2025		
44416	BOWSMAN & DIST	12/07/1984	Active	33	0	2	-5.71%	35	30	2	Y	7		11/2024		
Exc Award (06/30/2017)																
3088	BRANDON	11/10/1938	Active	29	2	2	0.00%	30	11	1	Y	6	R	01/2026		
Exc Award (06/30/2017)																
3087	BRANDON WHEAT CITY	02/28/1973	Active	33	0	6	-15.38%	39	22	1	Y	4		11/2025		
3091	CRYSTAL CITY	04/23/1959	Active	23	0	1	-4.17%	29	7	2	Y	3	R	01/2026		\$287.54
Exc Award (06/30/2019, 06/30/2021, 06/30/2023, 06/30/2024)																
3092	DAUPHIN	10/24/1938	Active	16	2	0	14.29%	13		4	N	None	R	01/2026	90+ Days	
43708	ELPHINSTONE	04/05/1984	Active	11	0	0	0.00%	11		24	Y	16		11/2024	90+ Days	
3095	ERICKSON	10/28/1957	Active	17	1	0	6.25%	17		5	Y	5	R	02/2025		
38123	ETHELBERT	03/07/1980	Active	3	0	0	0.00%	3		40	N	None		11/2024		
3096	FLIN FLON	09/28/1953	Active	25	1	4	-10.71%	28	7	0	Y		N	01/2026		
44614	GILBERT PLAINS & DISTRICT	02/04/1985	Active	9	0	0	0.00%	9		1	Y	3	R	02/2025		
3099	HAMIOTA	11/01/1956	Active	21	2	4	-8.70%	22	2	1	Y	2	N	01/2026	90+ Days	\$732.19
Exc Award (06/30/2021)																
37772	HOLLAND & AREA	12/10/1979	Active	17	0	1	-5.56%	19	11	3	Y	2	N	01/2026		
Exc Award (06/30/2023, 06/30/2025)																
45652	KENTON	01/23/1986	Active(1)	11	0	0	0.00%	11		12	Y	2		01/2026		
3102	MAC GREGOR	02/14/1963	Active	10	3	0	42.86%	10		3	Y	6		12/2025	90+ Days	
32900	MELITA	10/29/1976	Active	4	0	4	-50.00%	8	20	1	Y	2	N	05/2025		\$732.19
56316	MINITONAS DISTRICT	12/12/1994	Active(2)	11	0	6	-35.29%	17	29	0	Y	4		11/2024		
35326	MINNEDOSA	04/13/1978	Active	31	0	1	-3.13%	31	10	5	Y	2		01/2026		\$1,143.63
Exc Award (06/30/2018, 06/30/2022, 06/30/2024)																



Club Health Assessment for District 5M 13 through January 2026

			Status	Membership						Reports				Finance	LCIF	
Club Number	Club Name	Charter Date	Times in Status Quo in Past 2 Years	Current Member Count **	YTD Members Added	YTD Members Dropped	YTD Net Growth% ***	Member Count 1 Year Ago	Dropped Members Avg.Length of Service	Months Since Membership Update	Current Officers Reported ****	Current President Repeated Term	VP Reported *****	Last Date Reported Service (mm/yyyy)	Account Balance	YTD Donations
154153	Morden Roaring	04/11/2023	Active	12	0	0	0.00%	9		7	Y	2		11/2025		
3105	NEEPAWA	10/06/1938	P- Active(1)	0	0	0	0.00%	1		7	N	None		12/2024		
38949	OAK LAKE & AREA L C	10/06/1980	Active	17	0	0	0.00%	17		21	Y	3		02/2025		
42375	OAKBURN & AREA	03/28/1983	Active	21	2	0	10.53%	19		6	Y	2	R	01/2026		\$421.28
Exc Award (06/30/2017)																
38256	PIPESTONE	04/08/1980	Active	10	0	0	0.00%	10		21	Y		N	07/2025		
3109	PLUMAS	10/18/1957	Active	15	0	2	-11.76%	15	24	0	Y	12		01/2026		
3110	PORTAGE LA PRAIRIE	09/27/1938	Active	11	4	2	22.22%	8	8	0	Y		R	01/2026		
35327	RAPID CITY & AREA	04/28/1978	Active	13	1	1	0.00%	11	19	2	Y	2	N	01/2026		\$709.71
30554	RIVERS & AREA	04/24/1975	Active	20	0	0	0.00%	15		7	Y	7	R	01/2026		
3114	ROSSBURN	09/29/1960	Active	14	0	1	-6.67%	14	25	4	Y	3	R	01/2026		
Exc Award (06/30/2018)																
39802	RUSSELL & AREA L C	04/30/1981	Active	16	0	4	-20.00%	20	14	0	Y		N	01/2026		
Exc Award (06/30/2024)																
41143	SANDY LAKE	04/28/1982	Active	21	0	0	0.00%	21		7	Y	3	R	12/2025		\$366.10
3116	SHOAL LAKE	08/29/1951	Active	25	2	2	0.00%	28	7	1	Y		N	12/2025		
42157	SINCLAIR & AREA	01/31/1983	Active(1)	11	0	0	0.00%	13		9	Y	6		03/2025		
42376	SOMERSET & AREA	03/31/1983	Active	15	0	0	0.00%	15		17	Y	13		11/2024		
44939	STONEWALL & DISTRICT	05/31/1985	Active	23	1	2	-4.17%	21	15	1	Y	2	R	12/2025		
36965	STRATHCLAIR	04/30/1979	Active	6	0	0	0.00%	6		27	Y	23	R	01/2025		
46385	SWAN LAKE & AREA L C	06/25/1986	Active(1)	12	0	0	0.00%	12		5	Y	8		12/2025		
3117	SWAN RIVER	06/22/1960	Active	37	3	3	0.00%	37	7	0	Y			01/2026		
Exc Award (06/30/2021)																
43205	TEULON & AREA	12/05/1983	Active	14	0	0	0.00%	13		3	Y			01/2026		\$179.51
3119	THOMPSON	10/03/1968	Active	8	3	1	33.33%	6	5	0	N	None		10/2025		
3120	VIRDEN	11/02/1956	Active	24	2	2	0.00%	24	10	0	Y	5	N	01/2026		
44618	WARREN & DIST	02/25/1985	Cancelled(8*)	0	0	12	-100.00%	13	22	7	N	None		05/2025	90+ Days	
3122	WASKADA	03/22/1966	Active	17	1	2	-5.56%	18	42	2	Y	3	R	09/2025		\$902.70
3123	WAWANESA	11/08/1956	Active	15	1	1	0.00%	16	21	1	Y		N	11/2025		\$724.40
Exc Award (06/30/2017, 06/30/2023)																



Club Health Assessment for District 5M 13 through January 2026

INTERNATIONAL

						Status		Membership					Reports				Finance		LCIF
						Times in Status Quo in Past 2 Years		Current Member Count **	YTD Members Added	YTD Members Dropped	YTD Net Growth***	Member Count 1 Year Ago	Dropped Members Avg.Length of Service	Months Since Membership Update	Current Officers Reported ****	Current President Repeated Term	VP Reported *****	Last Date Reported Service (mm/yyyy)	Account Balance
Club Number	Club Name		Charter Date																
Current Total Clubs Count	YTD New Clubs Count	YTD Cancelled Clubs Count	YTD Net Club Gain	Current Total Members Count	YTD Add	YTD Drop	YTD Net Growth %	Member Count 12 Months Ago	Average Member Count Per Club	% of Clubs with less than 20 members	% No Officer Report in 12 Months	% of Clubs with balance 90+ days	Number of Clubs in Status Quo	% Status Quo Clubs in Financial Suspension	Number of Cancelled Clubs	Average Cancelled Club Age	Members Lost Due to Cancellation	% of Clubs Cancelled for Non-Financial Reasons	
45	0	1	-1	769	31	73	-42	-5.18%	799	17	64%	4%	9%	0	0%	1	41	12	0%

* - P - Priority Club. Cancellation Reasons: 1-Objectives/conduct, 2-Non-active club, 5-Non-existing club, 6-Disbanding, 7-Merger, 8-Financial Suspension, 9-District/Multiple District Dues.

** Red denotes below 15 active members.

*** Red denotes 20% + loss.

**** Y - all 3 (President, Secretary, Treasurer) club officers reported, N - not all 3 reported.

***** Abbreviation: N-New, IP-Immediate Past, R-Repeat.




Club Health Assessment for District 5 SKN through January 2026

			Status	Membership						Reports				Finance	LCIF	
Club Number	Club Name	Charter Date	Times in Status Quo in Past 2 Years	Current Member Count **	YTD Members Added	YTD Members Dropped	YTD Net Growth% ***	Member Count 1 Year Ago	Dropped Members Avg.Length of Service	Months Since Membership Update	Current Officers Reported ****	Current President Repeated Term	VP Reported *****	Last Date Reported Service (mm/yyyy)	Account Balance	YTD Donations
Clubs less than two years old																
182958	Melfort	06/19/2025	Active	21	4	4	0.00%	0	0	0	Y	2		11/2025		\$141.94
Clubs more than two years old																
3260	BREDENBURY	04/01/1971	Active	17	0	0	0.00%	16		9	Y		N	06/2019		
3301	BRUNO	05/08/1952	Active	31	0	1	-3.13%	32	3	0	Y	4		01/2026		
33298	BULYEA DISTRICT L C	02/14/1977	Active	16	0	1	-5.88%	16	4	0	Y	5	R	08/2021		
31914	CHRISTOPHER-EMMA LAKELAND L C	03/25/1976	Active	23	0	0	0.00%	23		5	N	None		11/2024		
34938	CHURCHBRIDGE	01/31/1978	Active	28	0	0	0.00%	27		8	Y	5	N	11/2025		
3302	COLONSAY	03/16/1971	Cancelled(6*)	0	0	9	-100.00%	9	10	5	N	None		12/2022		
3303	CUDWORTH	04/21/1965	Active(2)	14	0	0	0.00%	10		10	N	None		12/2020		
3266	CUPAR DISTRICT	06/03/1964	Active	21	0	0	0.00%	13		7	N	None		11/2019		
33075	DORINTOSH & DISTRICT	12/13/1976	Active(1)	21	0	0	0.00%	21		7	N	4		06/2025		\$73.22
43852	ESTERHAZY	05/21/1984	Active	27	1	1	0.00%	24	5	2	Y			08/2024		\$501.05
38124	GOODSOIL & DISTRICT	03/14/1980	Active	8	0	2	-20.00%	9	7	2	Y	2	R	09/2025		\$146.44
33167	HISTORIC BATTLEFORD	12/27/1976	Active	18	0	3	-14.29%	19	16	1	Y	2	N	06/2023		
3304	HUDSON BAY	03/16/1954	Active	23	0	0	0.00%	22		7	Y	4		05/2019		
154177	Humboldt	05/22/2023	Active	36	1	0	2.86%	33		2	Y		N	06/2025		
40994	KELLIHER & DIST	03/22/1982	Active	13	0	0	0.00%	13		44	N	None		02/2019		\$146.44
3307	KENASTON	04/26/1961	Active	28	0	0	0.00%	29		7	Y	12		11/2018		
3308	LAKE LENORE	04/14/1955	Active	37	2	1	2.78%	33	0	3	Y		N	04/2025		\$2,258.06
Exc Award (06/30/2023)																
3278	LANGENBURG DISTRICT L C	03/28/1968	Active	19	0	0	0.00%	19		4	N	None		09/2017		
3310	LANIGAN	11/10/1971	Active	7	0	0	0.00%	10		11	N	None		02/2015		
3312	LLOYDMINSTER	12/14/1949	Active	32	3	4	-3.03%	34	11	1	Y		N	01/2026		\$365.47
29200	MAC DOWALL & DISTRICT	04/16/1974	Active	22	1	1	0.00%	22	41	3	Y		IP	01/2026		\$157.45
43457	MACNUTT & DIST	02/17/1984	Active	16	0	0	0.00%	16		5	Y		R	12/2025		
33806	MAKWA & DISTRICT L C	04/30/1977	Active	16	1	1	0.00%	15	0	3	Y	2	R	01/2026		\$146.44




Club Health Assessment for District 5 SKN through January 2026

			Status	Membership					Reports					Finance	LCIF	
Club Number	Club Name	Charter Date	Times in Status Quo in Past 2 Years	Current Member Count **	YTD Members Added	YTD Members Dropped	YTD Net Growth% ***	Member Count 1 Year Ago	Dropped Members Avg.Length of Service	Months Since Membership Update	Current Officers Reported ****	Current President Repeated Term	VP Reported *****	Last Date Reported Service (mm/yyyy)	Account Balance	YTD Donations
36682	MARTENSVILLE & DISTRICT L C	03/05/1979	Active	17	0	0	0.00%	17		4	Y	8		12/2022	90+ Days	\$365.47
3313	MEADOW LAKE	12/05/1962	Active	36	1	0	2.86%	36		0	Y		N	01/2026		\$275.96
3283	MELVILLE	08/02/1968	Active	10	3	0	42.86%	9		1	Y	5		01/2026		
43459	MEOTA LAKESHORE	02/02/1984	Active	22	1	1	0.00%	22	22	4	N	None	R	12/2022		
42050	MIDDLE LAKE	12/06/1982	Active	16	2	1	6.67%	16	4	0	N	None		11/2023		
3316	NIPAWIN	06/22/1965	Active	15	1	1	0.00%	15	4	1	Y	3	R	10/2025		\$109.64
3328	NORTH BATTLEFORD	02/16/1954	Active	10	0	1	-9.09%	12	19	0	Y		N	11/2025		
37662	PELLY & DISTRICT L C	11/12/1979	Active	3	0	0	0.00%	3		16	N	None		12/2022		
3318	PREECEVILLE DISTRICT	02/28/1960	Active	21	0	0	0.00%	13		9	N	None		08/2017		
3319	PRINCE ALBERT	09/23/1947	Active	24	2	1	4.35%	23	2	0	Y			01/2026		\$941.66
Exc Award (06/30/2024)																
3291	RHEIN DISTRICT	12/27/1956	Active	16	0	0	0.00%	16		8	Y	2	R	02/2022	90+ Days	
3321	ROSTHERN	01/22/1957	Active	25	0	0	0.00%	25		7	Y	2	N	01/2026		\$2,578.13
3324	SASKATOON	03/24/1937	Active	45	11	8	7.14%	43	23	0	Y		N	12/2025		
62158	SASKATOON MILLENNIUM	06/22/1999	Active	19	0	0	0.00%	21		7	Y		N	10/2025		
33510	SHELL LAKE & DISTRICT L C	03/21/1977	Active	18	0	2	-10.00%	22	7	5	Y	3	R	09/2022		\$109.83
3293	SOUTHEY DISTRICT L C	01/26/1965	Active(1)	9	0	5	-35.71%	14	8	0	N	3	R	11/2017		
3327	SPIRITWOOD	05/15/1963	Active(1)	17	0	7	-29.17%	24	14	0	Y	4	R	05/2025		\$146.19
41145	SPRINGSIDE & DISTRICT	04/30/1982	Active	20	0	0	0.00%	18		9	Y	2	N	02/2025		
3323	ST LOUIS	03/07/1968	Active	15	0	0	0.00%	15		4	Y		N	12/2018		
3295	STRASBOURG	05/27/1957	Active	5	0	1	-16.67%	6	32	6	N	2	R	01/2019		
3329	TISDALE	12/11/1947	Active	21	1	2	-4.55%	22	17	1	Y		N	06/2019		
3330	TURTLEFORD & DISTRICT	04/16/1970	Active	25	1	0	4.17%	23		2	Y		N	01/2026		
3331	UNITY	03/20/1946	Active	17	1	1	0.00%	19	27	2	Y		N	11/2025	\$283.88	
3334	WADENA DISTRICT	04/29/1966	Active	8	0	0	0.00%	7		0	Y	3	R	11/2025	\$397.89	
3333	WAKAW	04/06/1950	Active	21	6	0	40.00%	16		0	Y	2	R	05/2024	90+ Days	
45564	WILLOWBROOK & DISTRICT	12/31/1985	Active	16	0	0	0.00%	16		5	Y	2	R	08/2025		
3299	YORKTON	06/28/1948	Active	39	0	0	0.00%	43		7	N	None		02/2023		



Club Health Assessment for District 5 SKN through January 2026



			Status		Membership					Reports				Finance		LCIF			
Club Number	Club Name	Charter Date	Times in Status Quo in Past 2 Years	Current Member Count **	YTD Members Added	YTD Members Dropped	YTD Net Growth% ***	Member Count 1 Year Ago	Dropped Members Avg.Length of Service	Months Since Membership Update	Current Officers Reported ****	Current President Repeated Term	VP Reported *****	Last Date Reported Service (mm/yyyy)	Account Balance	YTD Donations			
Clubs Cancelled Previous Fiscal Year – Clubs Cancelled within last 12 months may be reinstated																			
Club Number	Club Name	Charter Date	Current Status*	Cancellation Date															
39850	BORDEN & DIST	05/08/1981	Cancelled(6*)	04/29/2025															
3262	CANORA	02/09/1973	Cancelled(8*)	06/29/2025															
31915	CARROT RIVER	03/29/1976	Cancelled(8*)	06/29/2025															
Current Total Clubs Count	YTD New Clubs Count	YTD Cancelled Clubs Count	YTD Net Club Gain	Current Total Members Count	YTD Add	YTD Drop	YTD Net Growth	YTD Net Growth %	Member Count 12 Months Ago	Average Member Count Per Club	% of Clubs with less than 20 members	% No Officer Report in 12 Months	% of Clubs with balance 90+ days	Number of Clubs in Status Quo	% Status Quo Clubs in Financial Suspension	Number of Cancelled Clubs	Average Cancelled Club Age	Members Lost Due to Cancellation	% of Clubs Cancelled for Non-Financial Reasons
50	0	1	-1	1,004	43	59	-16	-1.57%	981	20	52%	18%	6%	0	0%	1	200	9	-100%

* - P - Priority Club. Cancellation Reasons: 1-Objectives/conduct, 2-Non-active club, 5-Non-existing club, 6-Disbanding, 7-Merger, 8-Financial Suspension, 9-District/Multiple District Dues.

** Red denotes below 15 active members.

*** Red denotes 20% + loss.

**** Y - all 3 (President, Secretary, Treasurer) club officers reported, N - not all 3 reported.

***** Abbreviation: N-New, IP-Immediate Past, R-Repeat.



Club Health Assessment for District 5 SKS through January 2026

			Status	Membership						Reports				Finance	LCIF	
Club Number	Club Name	Charter Date	Times in Status Quo in Past 2 Years	Current Member Count **	YTD Members Added	YTD Members Dropped	YTD Net Growth% ***	Member Count 1 Year Ago	Dropped Members Avg.Length of Service	Months Since Membership Update	Current Officers Reported ****	Current President Repeated Term	VP Reported *****	Last Date Reported Service (mm/yyyy)	Account Balance	YTD Donations
Clubs less than two years old																
158089	White City Emerald Park District	05/31/2024	Active	17	0	5	-22.73%	25	2	1	Y		N			
Clubs more than two years old																
43458	ALIDA & DISTRICT	02/29/1984	Active	12	0	0	0.00%	12		20	Y	3		03/2024		
3257	AVONLEA DISTRICT	02/20/1966	Active	18	0	0	0.00%	19		7	N	None		12/2023		
3258	BALCARRES AND DISTRICT	11/30/1954	Active	38	0	4	-9.52%	42	12	0	Y	2	N	04/2025		
36196	BATEMAN	11/14/1978	Active	17	0	0	0.00%	15		7	Y		IP	02/2025		
39126	BETHUNE & DISTRICT L C	12/29/1980	Active	10	1	1	0.00%	10	13	2	Y	3		07/2025		\$1,074.50
3259	BIENFAIT	03/30/1972	Active	12	0	0	0.00%	13		1	Y	3	N	01/2026		
3261	BROADVIEW DISTRICT L C	11/02/1967	Active	17	0	2	-10.53%	19	1	2	Y		N	12/2025		\$354.86
115598	BURSTALL BORDERTOWN	11/21/2011	Active	15	1	2	-6.25%	16	3	2	Y		R	05/2025		
3340	BURSTALL DISTRICT L C	04/01/1965	Active	15	0	3	-16.67%	18	21	3	Y		R	01/2025		
3341	CABRI DISTRICT	01/21/1959	Active	29	1	1	0.00%	30	0	1	Y		N	06/2025		\$374.07
3263	CARLYLE DISTRICT L C	10/31/1963	Active	35	5	5	0.00%	32	8	0	Y		N	01/2026		\$272.19
Exc Award (06/30/2017, 06/30/2024)																
3264	CARNDUFF DIST	05/04/1961	Active	10	2	1	11.11%	7	6	2	Y		N	06/2025		
3265	CEYLON	10/15/1970	Active	22	0	0	0.00%	22		21	Y			03/2024		
30145	CLIMAX	01/28/1975	Active	18	0	0	0.00%	18		8	Y	4		07/2025		
3344	CRAIK DISTRICT L C	05/10/1965	Active(1)	5	0	0	0.00%	5		30	Y	6		03/2022		
3345	DODSLAND DISTRICT	11/09/1955	Active	29	0	0	0.00%	30		10	Y		R	06/2025		
3346	EATONIA	03/30/1954	Active	23	1	0	4.55%	24		2	Y		N	01/2025		
3347	ELROSE	03/26/1954	Active	38	0	1	-2.56%	42	57	0	Y			01/2026		
146553	Elrose Lioness	06/17/2021	Active	11	0	0	0.00%	13		7	Y	4		06/2025		
3267	ESTEVAN	05/27/1957	Active	17	0	0	0.00%	17		15	Y			10/2024		
3349	ESTON	08/14/1947	Active	27	0	1	-3.57%	27	43	3	Y		R	04/2025		
57026	ESTON 95	06/12/1995	Active	42	2	2	0.00%	47	26	2	Y		N	06/2025		\$1,419.42
3268	FILLMORE DIST	04/05/1961	Active	11	0	0	0.00%	10		8	Y		N	09/2025		



Club Health Assessment for District 5 SKS through January 2026

			Status	Membership						Reports				Finance	LCIF		
Club Number	Club Name	Charter Date	Times in Status Quo in Past 2 Years	Current Member Count **	YTD Members Added	YTD Members Dropped	YTD Net Growth% ***	Member Count 1 Year Ago	Dropped Members Avg.Length of Service	Months Since Membership Update	Current Officers Reported ****	Current President Repeated Term	VP Reported *****	Last Date Reported Service (mm/yyyy)	Account Balance	YTD Donations	
3270	FORT QUAPPELLE DISTRICT	09/26/1961	Active	39	7	1	18.18%	39	0	0	Y		N	06/2025		\$365.47	
Exc Award (06/30/2024)																	
38260	GAINSBOROUGH & DIST L C	04/28/1980	Active	18	5	2	20.00%	15	27	2	Y			05/2017			
34616	GLEN BAIN	11/29/1977	Active	9	0	0	0.00%	8		10	Y	13		04/2025	\$181.10		
3272	GLENAVON	03/30/1966	Active	12	0	0	0.00%	12		21	N	None		12/2024			
3350	GRAVELBOURG	05/19/1947	Active	9	0	0	0.00%	11		7	Y	12		03/2019			
107963	GRENFELL AND DISTRICT	04/02/2010	Active	16	0	0	0.00%	16		5	Y			03/2019			
3351	HARRIS	03/13/1968	Active	25	0	0	0.00%	25		20	Y			06/2024			
31731	HAZLET	02/16/1976	Active	31	0	0	0.00%	30		9	Y	9	R	12/2025			
37775	INDIAN HEAD & DISTRICT	12/10/1979	Active	12	0	0	0.00%	12		12	N	None		06/2020			
95603	KATEPWA & DISTRICT	02/27/2006	Active	35	2	0	6.06%	32		1	Y	2	N	12/2025			
3355	KINCAID	11/10/1958	Active	4	0	0	0.00%	6		7	N	13		03/2019			
3276	KIPLING DISTRICT	10/25/1963	Active	24	1	0	4.35%	23		4	Y		N	12/2024			
3356	LAFLECHE DISTRICT L C	04/25/1966	Active	14	0	0	0.00%	14		9	N	None		12/2018			
3277	LAMPMAN DISTRICT	04/07/1963	Active	20	2	1	5.26%	18	9	2	Y	2		01/2025			
3357	LEADER	12/07/1959	Active	24	2	0	9.09%	18		0	Y		N	01/2026	\$105.00		
56922	LEADER RIVER HILLS	05/03/1995	Active	13	0	1	-7.14%	14	1	4	Y		N	01/2026			
3279	LEMBERG DISTRICT L C	03/14/1967	Active	14	0	0	0.00%	16		0	Y	2	R	01/2026			\$70.97
3358	LOREBURN DISTRICT	04/20/1959	Active	12	0	0	0.00%	12		19	Y	5		12/2024			
3281	LUMSDEN DIST	03/11/1961	Active	33	5	1	13.79%	33	7	2	Y	5	R	12/2025	90+ Days		
3359	MANKOTA DISTRICT	10/23/1963	Active	12	0	0	0.00%	17		7	Y			10/2018			
36549	MANTARIO	02/26/1979	Active	12	0	0	0.00%	12		13	Y	2		11/2025			
3282	MARYFIELD DISTRICT L C	04/01/1968	Active	22	1	1	0.00%	16	42	0	Y		N	12/2025			\$1,487.16
Exc Award (06/30/2021)																	
3284	MONTMARTRE DIST	02/12/1964	Active	15	1	0	7.14%	12		0	Y			02/2025			
36864	MOOSE JAW EARLY BIRD	04/09/1979	Active	9	1	0	12.50%	5		0	Y	3		01/2025			
108228	MOOSE MOUNTAIN	04/28/2010	Active	10	2	0	25.00%	11		2	Y			12/2025			
3285	NEUDORF	05/03/1971	Active	9	0	0	0.00%	9		7	Y		N	01/2026	\$71.55		
3286	OXBOW DISTRICT	04/14/1959	Active	21	0	1	-4.55%	21	3	2	Y		N	12/2025			



Club Health Assessment for District 5 SKS through January 2026

			Membership							Reports				Finance		LCIF		
Club Number	Club Name	Charter Date	Times in Status Quo in Past 2 Years	Current Member Count **	YTD Members Added	YTD Members Dropped	YTD Net Growth% ***	Member Count 1 Year Ago	Dropped Members Avg.Length of Service	Months Since Membership Update	Current Officers Reported ****	Current President Repeated Term	VP Reported *****	Last Date Reported Service (mm/yyyy)	Account Balance	YTD Donations		
31732	PIAPOT	02/16/1976	Active	28	0	1	-3.45%	30	7	3	N	2	N	09/2025				
45654	PILOT BUTTE & DIST L C	01/27/1986	Active	16	1	0	6.67%	15		3	Y	4	R	11/2025				
31916	QU'APPELLE DISTRICT L C	03/26/1976	Active(2)	11	0	0	0.00%	9		8	N	None		04/2025				
109574	REDVERS AND DISTRICT	11/08/2010	Active	14	0	0	0.00%	14		22	N	None		04/2025				
3290	REGINA 35	10/01/1967	Active	15	0	3	-16.67%	23	4	2	N		N	12/2025				
36681	REGINA BEACH	03/21/1979	Active	38	1	3	-5.00%	36	10	0	Y		N	12/2025		\$249.84		
Exc Award (06/30/2024)																		
3287	REGINA CENTRAL	01/28/1929	Active	8	3	0	60.00%	5		1	Y	7		12/2023				
3288	REGINA LAKESIDE	03/05/1956	Active	31	0	1	-3.13%	32	34	1	Y		IP	12/2025		\$3,578.17		
43712	RICHMOUND	04/30/1984	Active	17	1	1	0.00%	20	3	4	Y		N	01/2026				
3362	RIVERHURST	11/28/1967	Cancelled(6*)	0	0	13	-100.00%	16	33	0	N	None		03/2020				
3363	ROSETOWN	03/03/1946	Active	15	1	1	0.00%	14	14	0	Y	2		10/2025				
3365	SOVEREIGN	11/15/1967	Active	22	0	0	0.00%	21		1	Y			11/2025				
3296	STOUGHTON	03/28/1967	Active	13	0	1	-7.14%	15	3	0	N			06/2025				
3366	SWIFT CURRENT	12/12/1946	Active	15	2	6	-21.05%	19	7	1	Y	9		11/2023				
34617	TUGASKE	11/09/1977	Active	15	3	0	25.00%	12		0	Y		N	03/2025				
43208	VAL MARIE	12/14/1983	Active	19	0	0	0.00%	19		38	Y	12		09/2017				
3297	WAWOTA DISTRICT L C	04/05/1965	Active	33	0	0	0.00%	32		10	Y			04/2025				
28007	WINDTHORST DISTRICT	02/13/1974	Active	20	0	0	0.00%	20		8	Y	9		02/2025				
3369	WISETON	12/11/1968	Active	17	2	1	6.25%	16	40	0	N	None		11/2023				
3298	WOLSELEY	03/14/1952	Active	19	0	1	-5.00%	20	8	3	Y		N	12/2025		\$366.10		
Current Total Clubs Count	YTD New Clubs Count	YTD Cancelled Clubs Count	YTD Net Club Gain	Current Total Members Count	YTD Add	YTD Drop	YTD Net Growth %	Member Count 12 Months Ago	Average Member Count Per Club	% of Clubs with less than 20 members	% No Officer Report in 12 Months	% of Clubs with balance 90+ days	Number of Clubs in Status Quo	% Status Quo Clubs in Financial Suspension	Number of Cancelled Clubs	Average Cancelled Club Age	Members Lost Due to Cancellation	% of Clubs Cancelled for Non-Financial Reasons
70	0	1	-1	1,328	56	68	-0.90%	1,358	19	64%	4%	1%	0	0%	1	58	13	100%



Club Health Assessment for District 5 SKS through January 2026

INTERNATIONAL

Club Number	Club Name	Charter Date	Status	Membership					Reports					Finance	LCIF
			Times in Status Quo in Past 2 Years	Current Member Count **	YTD Members Added	YTD Members Dropped	YTD Net Growth% ***	Member Count 1 Year Ago	Dropped Members Avg.Length of Service	Months Since Membership Update	Current Officers Reported ****	Current President Repeated Term	VP Reported *****	Last Date Reported Service (mm/yyyy)	Account Balance

* - P - Priority Club. Cancellation Reasons: 1-Objectives/conduct, 2-Non-active club, 5-Non-existing club, 6-Disbanding, 7-Merger, 8-Financial Suspension, 9-District/Multiple District Dues.
** Red denotes below 15 active members.
*** Red denotes 20% + loss.
**** Y - all 3 (President, Secretary, Treasurer) club officers reported, N - not all 3 reported.
***** Abbreviation: N-New, IP-Immediate Past, R-Repeat.



Club Health Assessment for District C 1 through January 2026

			Status	Membership						Reports				Finance	LCIF	
Club Number	Club Name	Charter Date	Times in Status Quo in Past 2 Years	Current Member Count **	YTD Members Added	YTD Members Dropped	YTD Net Growth% ***	Member Count 1 Year Ago	Dropped Members Avg.Length of Service	Months Since Membership Update	Current Officers Reported ****	Current President Repeated Term	VP Reported *****	Last Date Reported Service (mm/yyyy)	Account Balance	YTD Donations
Clubs less than two years old																
187624	Edmonton Malayali	08/15/2025	Active	33	33	0	100.00%	0		3	Y		R	11/2025		
Clubs more than two years old																
29771	ALBERTA BEACH & DISTRICT	08/30/1974	Active	26	0	1	-3.70%	27	5	1	Y	5	N	06/2025		
13177	ALIX	04/01/1971	Active	8	0	1	-11.11%	9	14	4	Y	5	R	01/2026		\$107.16
13179	ANDREW	12/04/1946	Active	17	0	0	0.00%	17		9	Y	8	N	03/2023		
12988	ATHABASCA	06/02/1966	Active	19	0	0	0.00%	21		7	Y			07/2025		\$201.61
39039	BAWLF & DISTRICT L C	11/11/1980	Active	17	0	0	0.00%	17		12	Y	8		04/2025		
31926	BEAUMONT & DISTRICT L C	03/22/1976	Active	14	0	1	-6.67%	16	6	6	Y	3		02/2025		
41479	BLACKFOOT & DISTRICT L C	06/04/1982	Active(1)	9	0	1	-10.00%	10	29	6	Y	3				
142210	Blindman Valley	08/06/2020	Active	21	0	0	0.00%	23		7	Y	2	N	06/2025		
	Exc Award (06/30/2021)															
13184	BONNYVILLE	09/09/1970	Active(1)	4	0	0	0.00%	6		7	Y	2				
13185	BOYLE	04/17/1968	Active	13	0	0	0.00%	15		7	Y	2		12/2025		
13186	BRUDERHEIM	06/30/1972	Active	12	0	0	0.00%	10		9	Y	4		11/2024		
39271	BUSBY & DISTRICT L C	01/20/1981	Active	14	0	0	0.00%	15		6	Y		N	11/2025		
105444	CAMROSE SWANS AND ROSES	05/26/2009	Active	19	0	0	0.00%	19		9	Y	3	R	06/2025		
13190	CHIPMAN	06/11/1953	Active	24	0	0	0.00%	23		7	Y	5	N	01/2024		
	Exc Award (06/30/2023)															
33213	CLIVE	01/21/1977	Active(1)	9	0	0	0.00%	11		0	N	2		06/2025		
13192	CONSORT	05/05/1972	Active	19	0	0	0.00%	19		10	Y	6		03/2025		
12994	DEVON	09/29/1949	Active	52	5	8	-5.45%	56	8	0	Y		N	01/2026		
12995	DRAYTON VALLEY	11/05/1957	Active	14	1	3	-12.50%	16	7	0	Y		N	01/2026		
13197	ECKVILLE	04/25/1946	Active	16	0	1	-5.88%	17	12	6	Y		IP	08/2023		
53588	EDMONTON AUTISM	08/19/1992	Active(1)	11	0	4	-26.67%	15	2	3	Y	5	N	12/2025		
37799	EDMONTON CHINESE	12/17/1979	Active	30	1	2	-3.23%	31	1	2	Y	4	R	06/2024		\$526.66
12996	EDMONTON HOST	06/14/1929	Active	47	0	6	-11.32%	51	4	0	Y		N	03/2025		\$5,214.56




Club Health Assessment for District C 1 through January 2026

			Status	Membership					Reports				Finance	LCIF		
Club Number	Club Name	Charter Date	Times in Status Quo in Past 2 Years	Current Member Count **	YTD Members Added	YTD Members Dropped	YTD Net Growth% ***	Member Count 1 Year Ago	Dropped Members Avg.Length of Service	Months Since Membership Update	Current Officers Reported ****	Current President Repeated Term	VP Reported *****	Last Date Reported Service (mm/yyyy)	Account Balance	YTD Donations
124891	Edmonton Inner City	05/21/2015	Active	11	0	0	0.00%	11		32	Y	5		08/2019		
78657	EDMONTON KOREAN	04/02/2004	Active	21	0	0	0.00%	25		8	Y	2	R	08/2021		
33320	EDMONTON MILLWOODS	02/14/1977	Active	9	0	0	0.00%	9		2	Y			01/2026		\$3,548.55
	Exc Award (06/30/2023)															
54593	EDMONTON MILLWOODS BREAKFAST	06/14/1993	Active	15	0	0	0.00%	18		11	Y	8	N	09/2019		
12999	EDMONTON NORTHGATE	03/30/1966	Active(1)	18	0	4	-18.18%	22	14	1	Y			04/2023		
13000	EDMONTON SOUTH EDMONTON	05/07/1954	Active	10	0	3	-23.08%	13	17	6	N	3		01/2023		\$71.81
13001	EDMONTON SOUTHGATE	03/21/1966	Active	17	1	0	6.25%	15		0	Y	4	R	01/2026		
48156	EDMONTON THE CITY OF CHAMPIONS	02/15/1988	Active	18	2	1	5.88%	17	5	4	Y	2		06/2020		
13003	EDSON	11/14/1957	Active	10	0	2	-16.67%	12	1	3	Y	2		01/2026		
13198	ELK POINT & DISTRICT L C	11/12/1970	Active	30	3	1	7.14%	27	29	2	Y	2	N	11/2021		
13005	FAIRVIEW DISTRICT	11/10/1971	Active	14	0	0	0.00%	14		15	Y	3		04/2025		
13199	FORESTBURG	02/16/1961	Active	11	0	0	0.00%	11		10	Y	3		05/2013		
13201	FORT SASKATCHEWAN	11/26/1948	Active	25	1	8	-21.88%	34	2	3	Y		N	04/2025		
56810	FOX CREEK	04/20/1995	Active(1)	8	0	0	0.00%	8		23	Y	4	R	03/2016		
36706	FT MCMURRAY TARSANDS	03/08/1979	Active	13	0	0	0.00%	13		11	Y	3		02/2025		
30468	GALAHAD	03/31/1975	Active	18	0	0	0.00%	18		15	Y			04/2025		
13202	GRAND CENTRE	09/18/1970	Active	24	0	0	0.00%	22		7	Y		N	01/2026		
13010	GRANDE PRAIRIE	05/09/1957	Active	18	0	0	0.00%	20		0	Y		N	01/2026		
13045	HUDSON HOPE	04/27/1967	Active	8	0	3	-27.27%	11	3	4	Y	3		03/2025		
13205	HUGHENDEN	03/27/1946	Active	32	4	3	3.23%	30	25	0	Y	11		06/2019		
13017	JASPER	03/12/1970	Active(1)	12	0	0	0.00%	12		14	Y	11		04/2025		
13208	KILLAM	03/08/1967	Active	24	2	3	-4.00%	27	13	0	Y			12/2013		
30126	Kirriemuir Altario & Compeer (K.A.C.) LIONS CLUB	01/20/1975	Active	15	0	0	0.00%	15		31	N	4				
117089	LAC LA BICHE	06/04/2012	Active(1)	5	0	0	0.00%	5		16	Y	2				
13211	LAMONT	01/30/1957	Active	16	0	0	0.00%	16		6	Y		R	12/2025	90+ Days	
	Exc Award (06/30/2023)															
13018	LEDUC	04/11/1946	Active	65	0	1	-1.52%	63	7	0	Y		N	01/2026		



Club Health Assessment for District C 1 through January 2026

			Status	Membership						Reports				Finance	LCIF	
Club Number	Club Name	Charter Date	Times in Status Quo in Past 2 Years	Current Member Count **	YTD Members Added	YTD Members Dropped	YTD Net Growth% ***	Member Count 1 Year Ago	Dropped Members Avg.Length of Service	Months Since Membership Update	Current Officers Reported ****	Current President Repeated Term	VP Reported *****	Last Date Reported Service (mm/yyyy)	Account Balance	YTD Donations
36973	LEDUC BREAKFAST	04/27/1979	Active	4	0	0	0.00%	6		10	Y	17				
32901	LEGAL	10/29/1976	Active	8	0	0	0.00%	11		7	Y		R	01/2026		
	Exc Award (06/30/2021)															
29116	MILLET & DISTRICT	04/03/1974	Active	53	0	1	-1.85%	56	2	0	Y		N	01/2026		\$29.28
13022	MORINVILLE	04/22/1949	Active	27	2	1	3.85%	19	12	0	Y		IP	01/2026		\$951.01
13004	PEMBINA VALLEY AND DISTRICT	02/21/1973	Active	9	0	0	0.00%	10		7	Y	6	N	01/2026		
13027	PIGEON LAKE L C	06/08/1972	Active	14	2	2	0.00%	13	28	0	N		IP	09/2021		
13213	PONOKA	11/14/1948	Active	17	0	0	0.00%	16		6	Y	4	R	01/2026		
13215	RADWAY	04/19/1949	Active	18	0	0	0.00%	18		12	Y	3	N	06/2025		
13216	RED DEER CENTRAL	09/01/1938	Active	29	0	0	0.00%	28		7	Y		N	12/2025		
13218	REDWATER	11/20/1950	Active	12	0	4	-25.00%	16	15	0	Y	3		01/2025		\$1,000.69
	Exc Award (06/30/2023)															
13219	RIMBEY	05/03/1946	Active	43	2	4	-4.44%	48	10	0	Y	3	N	06/2022		
13220	ROCKY MOUNTAIN HOUSE	11/30/1967	Active(1)	18	2	1	5.88%	13	3	0	Y		N	02/2025		
31554	RYCROFT and DISTRICT L C	01/26/1976	Active	9	0	0	0.00%	9		9	Y	3	R	01/2026		
13221	RYLEY	08/08/1962	Active	10	0	1	-9.09%	11	21	0	N		R	05/2025		
55561	SEDGEWICK	04/19/1994	Active	17	0	0	0.00%	14		8	Y		IP	06/2017		
13224	SMOKY LAKE	10/30/1947	Active	14	0	2	-12.50%	22	4	0	N	2		03/2025		
	Exc Award (06/30/2023)															
13034	SPRUCE GROVE & DIST	03/04/1968	Active(1)	21	11	1	90.91%	10	39	2	Y	2		11/2025	90+ Days	
36319	SPRUCE VIEW & DISTRICT L C	12/15/1978	Active	18	0	2	-10.00%	20	7	0	Y	2	N	01/2026		
13030	ST ALBERT BREAKFAST	07/22/1969	Active	10	0	1	-9.09%	11	46	2	Y			11/2025		
13029	ST ALBERT HOST	11/25/1951	Active	27	2	3	-3.57%	29	21	0	Y		N	12/2025		
	Exc Award (06/30/2023, 06/30/2024)															
13223	ST PAUL	05/11/1970	Active	14	1	0	7.69%	14		3	Y			05/2017		
13035	STONY PLAIN	09/06/1957	Active	26	1	2	-3.70%	26	5	0	Y	3	R	11/2025		
	Exc Award (06/30/2017)															
13227	SYLVAN LAKE & DIST	07/01/1954	Active	29	4	10	-17.14%	33	7	0	Y	3		11/2025		
	Exc Award (06/30/2016)															



Club Health Assessment for District C 1 through January 2026

			Status		Membership						Reports				Finance		LCIF		
Club Number	Club Name	Charter Date	Times in Status Quo in Past 2 Years	Current Member Count **	YTD Members Added	YTD Members Dropped	YTD Net Growth***	Member Count 1 Year Ago	Dropped Members Avg.Length of Service	Months Since Membership Update	Current Officers Reported ****	Current President Repeated Term	VP Reported *****	Last Date Reported Service (mm/yyyy)	Account Balance	YTD Donations			
13228	THORHILD	04/24/1950	Active	9	0	0	0.00%	8		9	Y	9	R	01/2026					
Exc Award (06/30/2023)																			
116631	THORSBY & DISTRICT	04/23/2012	Active	13	2	6	-23.53%	16	2	0	Y	4	R	04/2022					
13229	TOFIELD	11/22/1954	Active	11	0	0	0.00%	11		21	Y	4							
43732	TUMBLER RIDGE	04/13/1984	Active	29	1	6	-14.71%	34	2	6	Y			02/2025					
13230	TWO HILLS	04/18/1961	Active	20	0	0	0.00%	19		5	Y		N	04/2025					
13231	VEGREVILLE	10/14/1947	Active	7	0	0	0.00%	7		8	Y	3	R	06/2025					
33173	VERMILION	12/31/1976	Active	21	2	0	10.53%	18		4	Y			01/2023		\$71.55			
13233	VIKING	04/04/1968	Active	23	0	2	-8.00%	31	16	1	N	2		09/2022					
36705	VIMY & DIST LC	03/07/1979	Active	12	0	2	-14.29%	16	6	5	Y	3	R	10/2025					
Exc Award (06/30/2024)																			
13039	WABAMUN & DISTRICT L C	02/05/1971	Active	7	0	0	0.00%	9		7	Y	16	R	11/2025					
61035	WABASCA-DESMARAIS	07/23/1998	Active(1)	14	0	0	0.00%	14		2	Y	4		12/2015					
13236	WASKATENAU	10/20/1970	Active	8	0	0	0.00%	8		8	N	None		08/2021					
13237	WETASKIWIN	01/09/1958	Active(1)	28	3	1	7.69%	23	7	0	Y	4		10/2025					
13041	WHITECOURT	06/04/1957	Active	15	7	0	87.50%	11		6	N	2	N						
13238	WINFIELD	05/20/1964	Active	15	0	0	0.00%	12		9	Y			12/2025					
13047	YELLOWKNIFE	11/26/1964	Cancelled(8*)	0	0	5	-100.00%	5	18	2	N	None		10/2015	90+ Days				
Current Total Clubs Count	YTD New Clubs Count	YTD Cancelled Clubs Count	YTD Net Club Gain	Current Total Members Count	YTD Add	YTD Drop	YTD Net Growth %	Member Count 12 Months Ago	Average Member Count Per Club	% of Clubs with less than 20 members	% No Officer Report in 12 Months	% of Clubs with balance 90+ days	Number of Clubs in Status Quo	% Status Quo Clubs in Financial Suspension	Number of Cancelled Clubs	Average Cancelled Club Age	Members Lost Due to Cancellation	% of Clubs Cancelled for Non-Financial Reasons	
87	1	1	0	1,594	95	114	-19	-1.18%	1,627	18	69%	0%	2%	0	0%	1	61	5	0%

* - P - Priority Club. Cancellation Reasons: 1-Objectives/conduct, 2-Non-active club, 5-Non-existing club, 6-Disbanding, 7-Merger, 8-Financial Suspension, 9-District/Multiple District Dues.

** Red denotes below 15 active members.

*** Red denotes 20% + loss.

**** Y - all 3 (President, Secretary, Treasurer) club officers reported, N - not all 3 reported.

***** Abbreviation: N-New, IP-Immediate Past, R-Repeat.



Club Health Assessment for District C 2 through January 2026

			Status	Membership						Reports				Finance	LCIF	
Club Number	Club Name	Charter Date	Times in Status Quo in Past 2 Years	Current Member Count **	YTD Members Added	YTD Members Dropped	YTD Net Growth% ***	Member Count 1 Year Ago	Dropped Members Avg.Length of Service	Months Since Membership Update	Current Officers Reported ****	Current President Repeated Term	VP Reported *****	Last Date Reported Service (mm/yyyy)	Account Balance	YTD Donations
Clubs less than two years old																
181816	Calgary Heart	05/28/2025	Active	23	1	0	4.55%	0		4	Y	2				
182218	Calgary Hongkongers	06/05/2025	Active	20	0	0	0.00%	0		7	Y	2				
181522	Calgary Khalsa	04/09/2025	Active	23	2	0	9.52%	0		0	Y	2		11/2025		
171418	Cowboy Trail	05/15/2024	Active	30	1	1	0.00%	26	0	5	Y	3	N	06/2025		\$431.80
Clubs more than two years old																
13131	AIRDRIE	02/25/1965	Active	11	0	0	0.00%	13		3	Y	2		09/2025		
13132	ARROWWOOD	05/24/1955	Active	19	0	1	-5.00%	22	57	2	Y	2	R	03/2025		
13134	BEARSPAW	07/23/1953	Active	28	4	0	16.67%	24		0	Y	2	N	10/2025		
13135	BEISEKER	05/15/1945	Active	24	2	1	4.35%	22	58	0	Y		N	03/2025		
13136	BLACKIE	04/07/1966	Active	30	1	0	3.45%	38		1	Y		N	01/2026		
13119	BLAIRMORE	10/20/1944	Active	43	4	10	-12.24%	51	10	0	Y		R	01/2026		\$14.31
13072	BOW ISLAND	09/11/1953	Active	9	0	0	0.00%	9		12	Y	15	R	04/2018		
13137	BOWDEN	03/09/1973	Active	6	0	0	0.00%	6		21	N	None		10/2024		
13138	BOWNESS	09/24/1948	Active	16	3	0	23.08%	16		4	Y		N	12/2025		\$2,196.57
13139	CALGARY	01/30/1929	Active	22	6	2	22.22%	27	57	1	Y		N	12/2025		
36206	CALGARY CHINATOWN	11/02/1978	Active	37	0	0	0.00%	37		4	Y		IP	01/2026		
Exc Award (06/30/2025)																
156609	Calgary Connect	01/12/2024	Active	46	7	9	-4.17%	47	2	1	N		N	09/2025		\$393.22
13157	CALGARY EASTPORT	05/10/1956	Active	15	1	3	-11.76%	14	8	3	Y	3	R	01/2026		\$173.18
45099	CALGARY FILIPINO	06/27/1985	Active	51	10	2	18.60%	51	8	1	Y		N	06/2025		\$50.80
Exc Award (06/30/2018, 06/30/2024)																
33321	CALGARY HERITAGE	02/23/1977	Active	16	0	0	0.00%	14		7	Y		N	01/2026		\$1,528.79
78751	CALGARY KOREAN	04/09/2004	Active(1)	30	6	0	25.00%	19		0	Y	2	R	07/2025		\$709.71
Exc Award (06/30/2025)																
13143	CALGARY NORTH HILL	06/19/1953	Active	49	4	3	2.08%	47	30	1	Y	2	R	09/2025		
13142	CALGARY NORTHEAST EYEOPENER	09/15/1969	Active	23	0	2	-8.00%	30	25	3	Y		N	01/2026		\$11,686.13
42065	CALGARY PROPERTIES	12/02/1982	Active	5	0	1	-16.67%	6	44	1	N	None	N	12/2025		




Club Health Assessment for District C 2 through January 2026

			Status	Membership						Reports				Finance	LCIF	
Club Number	Club Name	Charter Date	Times in Status Quo in Past 2 Years	Current Member Count **	YTD Members Added	YTD Members Dropped	YTD Net Growth% ***	Member Count 1 Year Ago	Dropped Members Avg.Length of Service	Months Since Membership Update	Current Officers Reported ****	Current President Repeated Term	VP Reported *****	Last Date Reported Service (mm/yyyy)	Account Balance	YTD Donations
Exc Award (06/30/2018)																
130578	Calgary Sarcee	05/10/2017	Cancelled(8*)	0	0	3	-100.00%	3	15	1	N	None		09/2018	90+ Days	
104694	CALGARY SOUTH ASIAN	02/10/2009	Active	13	0	8	-38.10%	23	14	4	Y		N	01/2026		\$35.77
31803	CALGARY SOUTHRIDGE	03/02/1976	Active	10	0	5	-33.33%	16	4	0	Y			05/2025	90+ Days	\$3,577.31
123852	Calgary Westwind	01/14/2015	Active	47	0	8	-14.55%	58	4	0	Y		N	11/2025		\$101.60
Exc Award (06/30/2024, 06/30/2025)																
78735	CALGARY WILDROSE	04/16/2004	Active	41	7	4	7.89%	34	4	0	Y		N	12/2025		\$2,298.74
Exc Award (06/30/2025)																
65194	CALGARY WOODCREEK	04/08/2002	Active	14	0	0	0.00%	14		9	Y	2	R	10/2025		
13145	CANMORE	05/14/1970	Active	12	0	0	0.00%	12		21	Y	2	R	11/2024		
13146	CARBON	01/19/1947	Active	15	0	0	0.00%	15		34	N	None		02/2023		
13120	CARDSTON	11/08/1940	Active	13	0	0	0.00%	15		5	Y		N	11/2025		\$732.19
13148	CARMANGAY	10/21/1945	Active	21	3	0	16.67%	16		0	Y	2		12/2025		\$366.10
13147	CARSELAND	08/16/1955	Active	28	1	0	3.70%	28		3	Y	3	R	10/2023	90+ Days	
38045	CARSTAIRS & DISTRICT L C	02/29/1980	Active	3	0	0	0.00%	3		11	N	None		10/2025		
13149	CHAMPION	11/10/1946	Active	23	0	0	0.00%	24		8	Y		N	01/2026		
13150	CHEADLE	02/25/1963	Active	44	3	1	4.76%	47	8	2	Y		N	05/2025		\$73.22
67619	CHESTERMERE	04/09/2003	Active	11	0	0	0.00%	11		1	Y		R	12/2025		
13121	CLARESHOLM	01/10/1968	Active	28	2	0	7.69%	25		0	Y		N	06/2025		
Exc Award (06/30/2018)																
13151	CLUNY	04/22/1966	Active	32	0	0	0.00%	32		11	Y		N			
13152	COCHRANE	02/25/1964	Active	48	3	0	6.67%	45		0	Y	5	N	11/2025		\$366.10
13122	COLEMAN	09/23/1940	Active	22	0	0	0.00%	25		11	Y	2	N	03/2022		
13123	COWLEY	11/27/1963	Active	35	2	0	6.06%	36		0	Y	4	R	01/2026		\$732.19
Exc Award (06/30/2016)																
13153	CREMONA	02/09/1970	Active	34	4	0	13.33%	29		0	Y		N	04/2015		
13154	DIDSBURY	12/14/1944	Active	29	1	0	3.57%	28		0	N		N	01/2026		\$50.00
13155	DRUMHELLER	03/24/1959	Active	13	0	0	0.00%	13		26	N	8		05/2019		
13156	FOOTHILLS L C	05/04/1966	Active	31	5	2	10.71%	26	2	0	Y		N	01/2026		
13125	FT MACLEOD	04/03/1939	Active	27	3	0	12.50%	21		1	Y	2	R	01/2026		



Club Health Assessment for District C 2 through January 2026

			Status	Membership						Reports				Finance	LCIF	
Club Number	Club Name	Charter Date	Times in Status Quo in Past 2 Years	Current Member Count **	YTD Members Added	YTD Members Dropped	YTD Net Growth% ***	Member Count 1 Year Ago	Dropped Members Avg.Length of Service	Months Since Membership Update	Current Officers Reported ****	Current President Repeated Term	VP Reported *****	Last Date Reported Service (mm/yyyy)	Account Balance	YTD Donations
13158	GLEICHEN	04/27/1966	Active	28	0	0	0.00%	27		12	Y		N	02/2023		
31190	HIGHWOOD	09/15/1975	Active	12	0	1	-7.69%	14	8	6	Y	2		12/2025		
13160	HUSSAR	09/22/1955	Active	17	0	0	0.00%	18		8	Y		R	06/2022		
13206	INNISFAIL	11/03/1938	Active	9	0	2	-18.18%	9	13	0	N		N	05/2025		
31553	IRRICANA	01/15/1976	Active	29	2	0	7.41%	29		2	Y		N	01/2026		
42538	IRVINE & DISTRICT L C	04/27/1983	Active	20	5	3	11.11%	19	27	3	Y	13	N	12/2025		
13161	KEOMA	02/12/1951	Active(1)	20	0	0	0.00%	20		7	Y	3	N	06/2025		
13076	LETHBRIDGE	06/10/1931	Active	17	2	1	6.25%	16	61	1	Y		N	01/2026		
46539	LETHBRIDGE WEST LETHBRIDGE	09/15/1986	Active	33	3	1	6.45%	30	3	1	Y			01/2026		
Exc Award (06/30/2023, 06/30/2024)																
13162	LOMOND	04/12/1955	Active	15	3	1	15.38%	11	0	4	Y	4		01/2025	\$2,291.44	
33085	MADDEN	12/06/1976	Active	22	0	1	-4.35%	22	46	2	Y			12/2025		
13127	MAGRATH	05/18/1938	Active	8	0	0	0.00%	8		16	Y	3	R	03/2025		
13079	MEDICINE HAT	09/21/1950	Active	33	6	0	22.22%	27		0	Y	2	N	11/2025		
104955	MEDICINE HAT COMMUNITY VIEW	03/11/2009	Active	20	0	2	-9.09%	22	1	3	Y		N	12/2025		
13163	MILO	02/10/1955	Active	27	2	2	0.00%	27	42	1	N	None	N	02/2025		
52541	MORRIN	02/21/1992	Active	15	2	1	7.14%	15	39	0	Y		N	12/2025		
13164	MOSSLEIGH	03/29/1960	Active(1)	13	0	3	-18.75%	16	33	1	Y	2		11/2025		
31525	NANTON DISTRICT	12/30/1975	Active	20	0	0	0.00%	20		12	Y	2		08/2019		
13165	OKOTOKS	03/31/1969	Active(1)	15	5	4	7.14%	14	4	0	Y	2	N	01/2026		
13166	OLDS	01/29/1968	Active	34	0	2	-5.56%	36	29	1	Y		N	11/2025	\$1,000.00	\$1,096.40
Exc Award (06/30/2018)																
13167	OYEN	03/09/1970	Active	19	0	0	0.00%	19		14	Y			10/2025	\$30.01	\$30.00
13080	PICTURE BUTTE & DISTRICT	10/31/1948	Active	8	0	1	-11.11%	9	1	4	Y	19	R	06/2025		
13128	PINCHER CREEK	11/06/1944	Active	15	1	1	0.00%	10	18	0	Y	4	N	10/2025		
53216	PINCHER-COWLEY ROARING	06/03/1992	Active	25	2	1	4.17%	24	21	0	Y	3	R	10/2025		
Exc Award (06/30/2018)																
13129	RAYMOND	09/30/1940	Active	10	0	0	0.00%	11		1	N	None	R	10/2025		



Club Health Assessment for District C 2 through January 2026

			Status	Membership						Reports				Finance	LCIF	
Club Number	Club Name	Charter Date	Times in Status Quo in Past 2 Years	Current Member Count **	YTD Members Added	YTD Members Dropped	YTD Net Growth% ***	Member Count 1 Year Ago	Dropped Members Avg.Length of Service	Months Since Membership Update	Current Officers Reported ****	Current President Repeated Term	VP Reported *****	Last Date Reported Service (mm/yyyy)	Account Balance	YTD Donations
13081	REDCLIFF	09/13/1965	Active	22	1	0	4.76%	18		1	Y	2	R	09/2023	90+ Days	\$71.81
13168	ROCKYFORD	03/26/1945	Active(1)	25	0	0	0.00%	25		8	Y	2		10/2024		
13169	ROSEBUD	10/15/1953	Active	16	1	0	6.67%	15		0	Y			12/2025		
13170	STANDARD	04/04/1962	Active	44	3	1	4.76%	43	32	2	Y		N	12/2025		
13082	STIRLING	01/23/1948	Active	19	0	0	0.00%	19		17	N	None		01/2026		
13171	STRATHMORE	12/12/1938	Active	15	4	7	-16.67%	20	18	1	Y	3	N	08/2025		
13083	TABER	03/05/1935	Cancelled(8*)	0	0	12	-100.00%	9	14	1	N	None		03/2025		
13173	TORRINGTON	04/16/1962	Active	16	0	0	0.00%	16		3	Y	7	R			
13084	VAUXHALL	10/30/1956	Active	9	0	0	0.00%	8		9	N	None		05/2012		
29365	VETERAN & DISTRICT	05/23/1974	Active	18	0	4	-18.18%	20	4	0	Y		N	01/2026	90+ Days	\$35.77
13175	VULCAN	10/10/1944	Active	18	0	0	0.00%	18		5	Y		N	12/2025		
13085	WARNER	09/18/1944	Active(1)	15	0	1	-6.25%	13	0	3	Y		N	12/2025		

Clubs Cancelled Previous Fiscal Year – Clubs Cancelled within last 12 months may be reinstated

Club Number	Club Name	Charter Date	Current Status*	Cancellation Date
41170	SPRINGBANK	04/19/1982	Cancelled(8*)	12/30/2024

Current Total Clubs Count	YTD New Clubs Count	YTD Cancelled Clubs Count	YTD Net Club Gain	Current Total Members Count	YTD Add	YTD Drop	YTD Net Growth	YTD Net Growth %	Member Count 12 Months Ago	Average Member Count Per Club	% of Clubs with less than 20 members	% No Officer Report in 12 Months	% of Clubs with balance 90+ days	Number of Clubs in Status Quo	% Status Quo Clubs in Financial Suspension	Number of Cancelled Clubs	Average Cancelled Club Age	Members Lost Due to Cancellation	% of Clubs Cancelled for Non-Financial Reasons
83	0	2	-2	1,871	128	118	10	0.54%	1,815	23	46%	0%	5%	0	0%	2	71	15	-50%

* - P - Priority Club. Cancellation Reasons: 1-Objectives/conduct, 2-Non-active club, 5-Non-existing club, 6-Disbanding, 7-Merger, 8-Financial Suspension, 9-District/Multiple District Dues.

** Red denotes below 15 active members.

*** Red denotes 20% + loss.

**** Y - all 3 (President, Secretary, Treasurer) club officers reported, N - not all 3 reported.

***** Abbreviation: N-New, IP-Immediate Past, R-Repeat.